






Product **Catalog** *online* issue 03.2022














Simplify Mobility

We offer you following solutions for the different areas:



Simplify Mobility

Our revision **instruments** are designed **independent** of the manufacturer, so we cover around 98% of all arthroplasty systems available on the market.

	safeConnect	4
	OrthoClast and OrthoScope systems	6
	TORS System	13
	endoCupcut	17
	endoCupex	19
	EndoDriver	20
	RevisioLine	22
	Osteotomes cup revision	24
	Hollow cutters	25
	Intramedullary nail extraction	26
	SOS-Set	27
	JetLavage	28
	Universal surgical suction device	30

Primary and revision hip arthroplasty



safeConnect[®]

Safe impaction of taper junctions

Safe. Precise. Replicable.



safeConnect® - impactor for taper junctions

Safe impaction of conical connections

The result of applying manual forces with a mallet to join taper junctions of femoral heads and cup inlays is a wide range of impaction forces.

This represents a potential risk for corrosion and micro motion at the taper junction. Current scientific studies show that a high and constant impact force has a significant impact on the joined tapers' safety.

Under continuous scientific evaluation a standardized impacting procedure has been developed which guarantees a replicable force application to the taper junctions of femoral heads and cup inlays. A new instrument replaces the mallet driven and manual impaction process.

safeConnect is the essential instrument for primary and revision arthroplasty.

Functional principle

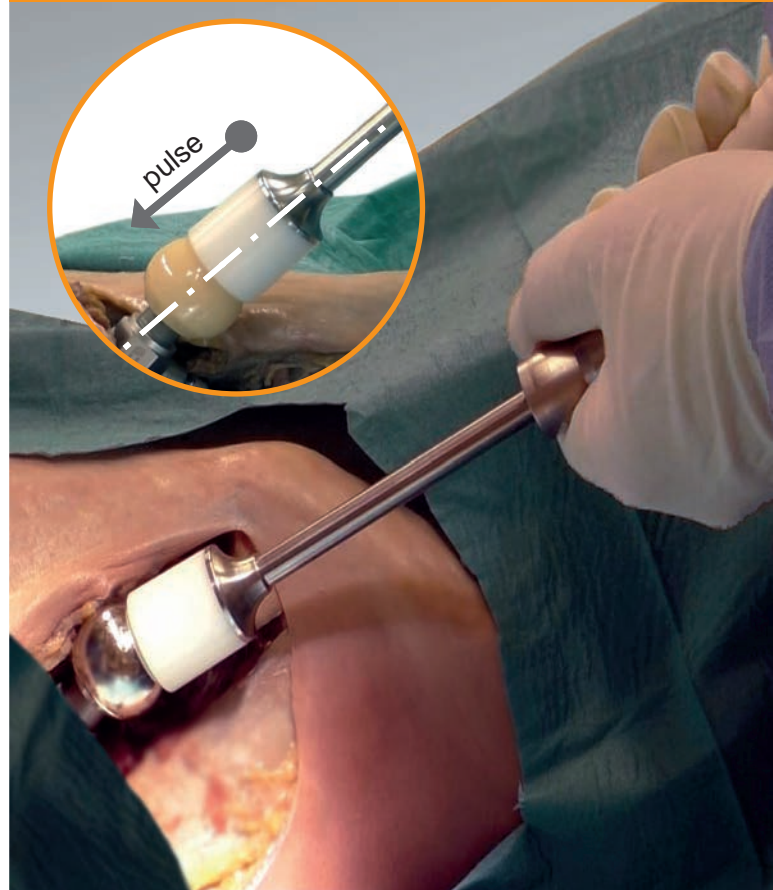
The instrument is placed on the ball head or cup inlay and is manually pushed in the axial direction of the prosthesis. A mechanism is automatically triggered and releases a constant impulse to the components. As a result, the taper connection is connected by a precise and replicable force.

Advantages

- Standardized and safe procedure
- Precise and replicable application of impaction force
- One instrument for ball heads and cup inlays
- Simplified operation handling

safeConnect - the ingenious innovation for hip arthroplasty

**Safe.
Precise.
Replicable.**



Equipment and accessories

Article	Reference
740000	safeConnect Set instrument with ball head / cup inlay adapter with diameter 28, 32 and 36 mm
R_740000	safeConnect Set for loan

SPONSORED BY THE



Patented product, patent no. 10 2018 125 190.4


Manufacturer:

endocon GmbH
In der Au 5
69257 Wiesenbach Germany


Number 1 for arthroplasty



OrthoScope



Tray cement removal



OrthoClast[®] system

The no. 1 solution for cement removal and cementless prosthesis revisions

Precise. Efficient. Safe.





Chisel tip for cementless stem removal

Flexible chisel

- Working depth 160 mm and 190 mm
- Slim version for Wagner and ribbed shafts
- Pre-defined bone and prosthesis side
- Single-use chisel

Cementless prosthesis revision with OrthoClast



Revision of cementless prostheses with pneumatic shock waves

The removal of cementless prosthesis using the conventional technique with a transfemoral access mostly ends with a major damage of the bone. The OrthoClast System in combination with the flexible micro chisel preserves the bone stock and normally avoids the transfemoral access. The OrthoClast System works with a shock wave technology comparable with a pneumatic hammer.

Field of use

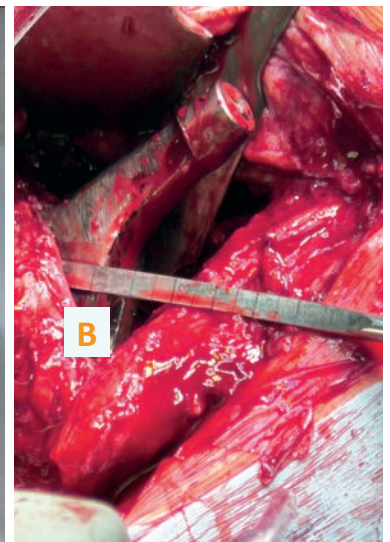

- Structured / unstructured prosthesis stem
- Septic / aseptic release of prosthesis stem
- Broken / damaged prosthesis stem
- Misaligned prosthesis stem

The OrthoClast handpiece works with a narrow, **flexible chisel** with a working depth of **up to 190 mm**.

- Dissection of the bone-prosthesis-interface
- Chisel with pre-defined bone and prosthesis side
- **Controlled sliding of the flat chisel along (A) the prosthesis stem.** No bone perforations or fissures of the bone.

Advantages

- **Controlled sliding of the chisel** without bone perforation
- **Bone saving method to dissect** the bone-prosthesis-interface
- **No femoral fenestration**
- Significant **operation time reduction**
- **Minimal bone trauma**



Steps of a conventional operation

Preparation of the femoral fenestration	Manual exposure of the proximal prosthesis	Extraction of the prosthesis	Closing the femoral fenestration	Reimplantation
---	--	------------------------------	----------------------------------	----------------

Steps of an operation using OrthoClast

with OrthoClast	Dissection of the bone-prosthesis-interface	Extraction of the prosthesis	Reimplantation
-----------------	---	------------------------------	----------------

Time reduction
up to **60%**

Revision of cemented prostheses

using endoscopic view

The manual removal of bone cement during the cemented arthroplasty revision with conventional chisels is exhausting, imprecise and potentially full of complications. The OrthoClast System simplifies all processes, preserves the bone stock and normally avoids the fenestration.

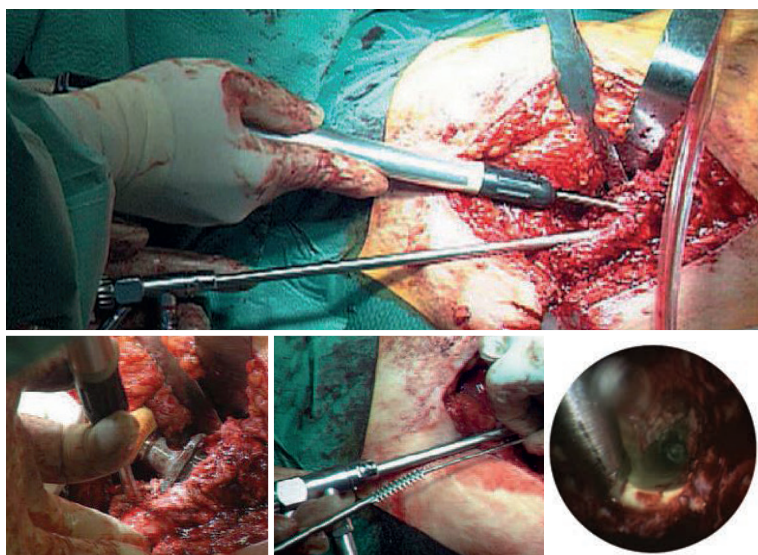
Field of use

- Proximal bone cement removal for hip and knee revisions arthroplasty
- Medial and distal bone cement removal with endoscopic view
- Removal of the distal cement tip and the medullary plug with endoscopic view

This method is based on decades of experience in the development and application of pneumatically generated shock waves in the medical field.

Advantages

- **Endoscopic view** to the end of the medullary cavity
- **Precise and controlled guiding of the chisel**, significant reduced danger of cortical bone perforation
- Removal of cement by **saving the bone structure** all the way down to the bottom
- **Unimpaired, intact cortical bone**, no cerclages necessary
- **Minimal bone trauma**
- **Significant reduction of operation time**
- **Reduction of convalescence period** for the patient



Chisel tips for cement removal

Chisels

- Length 120 mm - 270 mm
- Straight and curved stems
- Negative and positive tips, see manual
- Reusable

Cement removal with OrthoClast and OrthoScope



Steps of a conventional operation

Proximal cement removal	Extraction of the prosthesis	Proximal femoral cavity cement removal	Distal „blind“ cement removal	Femoral fenestration	Removal of the distal cement tip and the medullary plug	Closing the fenestration	Reimplantation
-------------------------	------------------------------	--	-------------------------------	----------------------	---	--------------------------	----------------

Steps of an operation using OrthoClast

Proximal cement removal	Extraction of the prosthesis	with OrthoClast Proximal femoral cavity cement removal	with OrthoScope Distal femoral cavity cement removal	with OrthoScope Removal distal cement tip and medullary plug	Reimplantation
-------------------------	------------------------------	---	---	---	----------------

using endoscopic view

Time reduction
up to **40%**

OrthoClast System

Safety first with better operation results:

- Proper control of the chisel guidance
- Flexible micro chisel for cementless arthroplasty revision
- Chisels set for cement removal
- Significant operation time reduction
- Endoscopic controlled bone cement removal
- Reduction of intra and postoperative complications
- Reduction of convalescence period for the patient

OrthoClast-Set

- Ergonomic handset
- Compact control unit
- Widespread chisel set

Individual, versatile chisels enable an effective and fast bone cement removal. The cement fragmentation is carried out without any heat development. No risk of thermal tissue damages and mechanical bone damages.

Separate chisel to dissect the bone-prosthesis-interface.

Technical data

Control unit

- Hospital compressed air supply
- Integrated waste air return system
- To be operated in sterile orthopaedic theatres

Handset

- No electrical connection to patient or surgeon

Extraction-Set

- Kirschner wire with drill tip
- Cannulated drill
- Cannulated extractor

These components complete the OrthoClast System. Precise positioning of the guiding Kirschner wire is ensured by the OrthoScope. Removal of the distal cement tip and the medullar plug is performed gently and safely. Therefore the transfemoral access is mostly obsolete. The cannulated instruments avoid an intra-femoral increase of pressure thus minimizing the risk of fat embolism and thrombosis.

Technical data

- Kirschner wire with drill tip, 450 mm
- Cannulated drill, 300 mm
- Cannulated extractor with T-handle, 400 mm

OrthoScope-Set

- Endoscope with integrated flushing and suction
- Integrated suction cannula
- Flushing valve on the optic tip

The invention of the OrthoScope rod-lens optical system with integrated flushing / suction is the vital breakthrough in bone cement removal. An adjustable suction cannula facilitates viewing even inside of heavily bleeding femoral cavities. The safe visual control of bone cement removal of the OrthoScope fulfils the highest demands in medical diagnostics.

Technical data

- Intra-femoral endoscope
- Viewing angle 25°, image angle 97°
- Stem dimension 8 mm x 5 mm, Length 260 mm
- Lens cleaning system with adjustable suction cannula

OrthoClast Generator



Cement tip extraction set





















OrthoScope







OrthoClast system: modules, parts and spare parts

Module 1		Swiss OrthoClast® Basic set	
FT-118W		Swiss OrthoClast® basic unit 230V	
	FT-118 Swiss OrthoClast control unit 230V		EH-078 Pneumatic pedal
FR-065		OrthoClast® handpiece set	
	EL-147 Handpiece OrthoClast		EH-077 Handpiece tube
FR-073		SteriTray handpiece	
	FR-073 SteriTray handpiece		Compressed air connection 20010260 Dräger Air-Motor air hose 20080261 4-kant hose
Module 2		Swiss OrthoClast® Cement removal module	
FR-059		Chisel set	
	FR-047 Screwdriver tip Ø 5.0 mm, 120 mm		FR-048 Short negative gouge tip Ø 4.0 mm, 200 mm
	FR-049 Long positive gouge tip Ø 4.0 mm, 200 mm		FR-050 Short negative gouge tip Ø 4.0 mm, 270 mm
	FR-051 Short negative gouge tip Ø 3.2 mm, 270 mm		FR-052 Short negative gouge tip, curved shaft Ø 4.0 mm, 270 mm
	FR-053 Long positive gouge tip Ø 3.2 mm, 270 mm		FR-054 Hollow screwdriver tip Ø 4.0 mm, 270 mm
	FR-055 Screwdriver tip Ø 3.2 mm, 270 mm		FR-056 Long negative gouge tip Ø 3.2 mm, 270 mm
	FR-057 Long positive gouge tip, curved shaft Ø 4.0 mm, 270 mm		FR-058 Long negative gouge tip, curved shaft Ø 4.0 mm, 270 mm

OrthoClast system: modules, parts and spare parts

Module 2		Swiss OrthoClast® Module for Cement Removal	
FR-064		Extraction tool set	
	FR-060 Drill		FR-061 Extractor
	FR-062 Split mallet		FR-069 Kirschner's wire 450 mm (packaging with 2 pieces)
FR-074		SteriTray chisels	
	FR-074 SteriTray chisels		
Module 3		Swiss OrthoClast® Cementless Removal Module	
FR-081		Microstructure chisel set	
	FR-078 working length up to 160 mm Flexible microstructure chisel		FR-079 working length up to 190 mm Long flexible microstructure chisel
	FR-062 Split mallet		FR-080 Extraction sleeve
Module 4		Swiss OrthoScope® Module	
FR-046		OrthoScope® Kit	
	FR-046/1 OrthoScope optic		FR-046/2 Suction sheath
	FR-046/3 Standard flushing valve		FR-046/4 Valve cartridge, multiple use (one packing unit contains 5 pieces)
	FR-046/6 Flexible light guide		FR-046/7 Set of tube adaptors (4 pieces)
	FR-046/8 Cleaning brush (packing unit contains 3 pieces)		
FR-096		Coaxial flushing valve - Set	
	FR-046/10 Coaxial flushing valve		BC-157 O-Rings (one packing unit contains 2 pieces)




OrthoClast system: modules, parts and spare parts

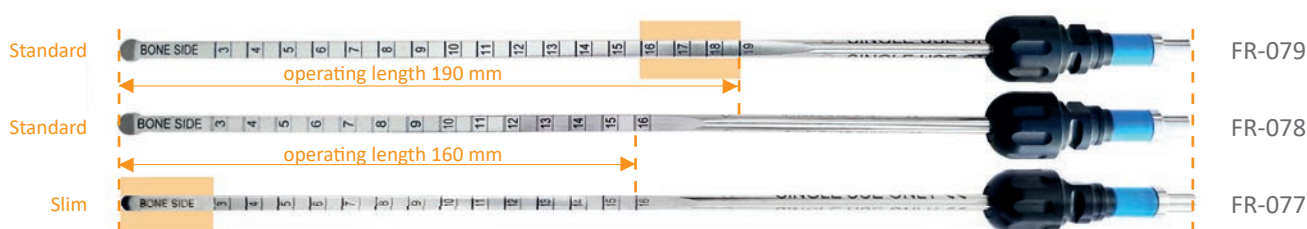
	BE-016 Silicones for FR-046/10 (one packing unit contains 5 pieces)		FR-046/9 O-Rings (one packing unit contains 2 pieces)
	DV-038 Suction canula, sterile, single use (one packing unit contains 5 pieces)		FR-072 SteriTray OrthoScope

Options and spare parts

	EH-078 Pneumatic pedal		FR-071 Handpiece holder
---	---------------------------	---	----------------------------

OrthoClast systems - loan

	R_801040 OrthoClast system with generator, handpiece, compressed air hose and tray		R_801041 Loan system for cement removal
	R_801042 Loan system OrthoScope endoscopic view of cement removal		FR-078 working length up to 160 mm Flexible microstructure chisel
	FR-077 Standard chisel, slim tip, 160 mm working depth. Suitable for Wagner and ribbed stems		FR-079 working length up to 190 mm Long flexible microstructure chisel



Manufacturer:
endocon GmbH
In der Au 5
69257 Wiesenbach Germany

The most efficient technology using ultrasound



TORS

Ultrasound instrument for revision of endoprotheses.

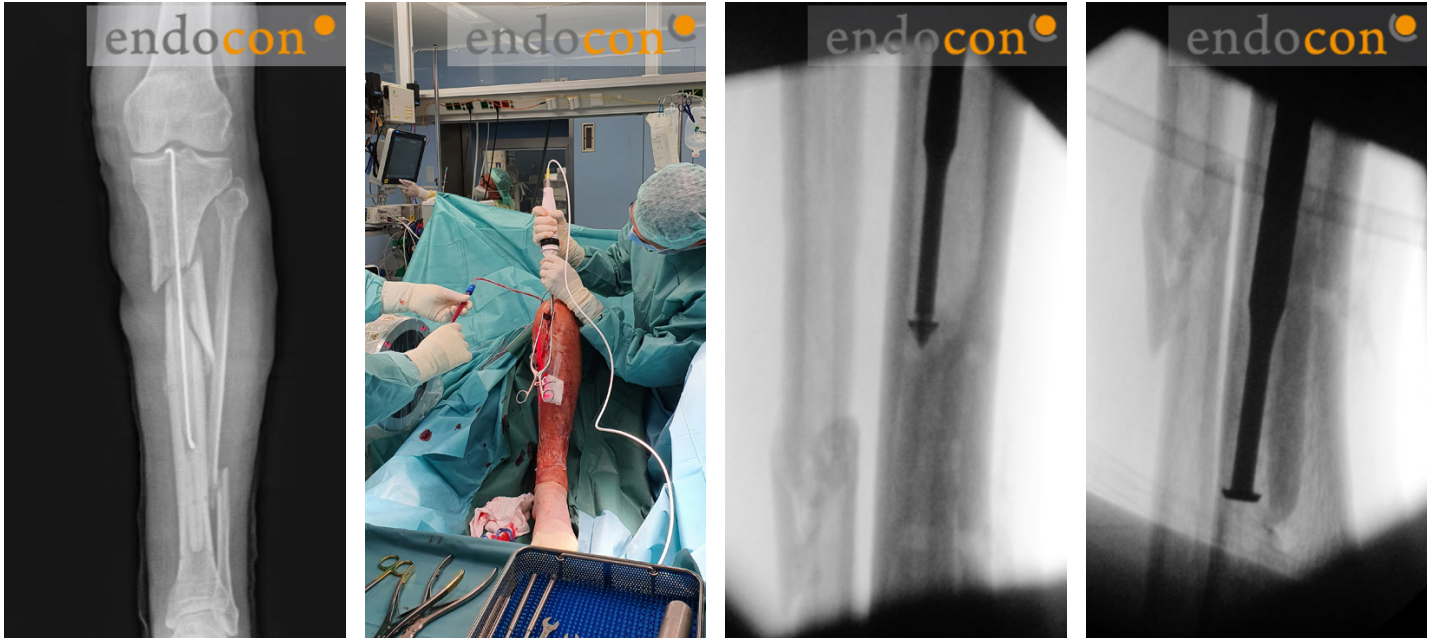
For removing bone cement.



TORS - Bone cement removal

TORS is currently the newest and most modern system for bone cement removal. The use of innovative technologies and modern techniques enable a significantly more effective, gentler and safer bone cement removal than comparable systems on the market.

The new designed probes **increase the effectiveness of the cement removal** and thus the saving of operating theatre working time. The technically well-engineered system convinces with an extremely stable functional performance, as well as an **easy and comfortable handling**.



SOFT TISSUE SET

Consists of soft tissue transducer and foot pedals for channel 3

The soft tissue transducer is a completely reusable device that will enable haemostatic skin and muscle incisions equivalent to monopolar diathermy but running much cooler and therefore smoke-free yet with better bleeding control.







T1T1TT
TORS transducer Soft Tissue Channel 3



T1T1FT
TORS foot switch for Soft Tissue

TORS - loan

	<p>R_T10000 Rental set TORS, complete with handpieces and foot pedal.</p>		<p>R_T10001 Set of working probes for the TORS rental system. Can be used several times. The probes that are no longer usable after use will be charged.</p>
	<p>T1T1AH TORS Handpiece holder STERIL - SU 1 piece</p>		<p>R_T10004 Rental set TORS Soft Tissue Set including handpiece and foot pedal. Can be ordered separately.</p>

Options and spare parts

	<p>T1T1G TORS generator with supply cable</p>		<p>T1T1FC TORS foot switch for cement transducer</p>
	<p>T1T1CT TORS transducer for cement removal</p>		<p>T1P4R2 TORS Cement 200 Ø4 Piercer Probe</p>
	<p>T1P6R2 TORS Cement 200 Ø6 Piercer Probe</p>		<p>T1P8R2 TORS Cement 200 Ø8 Piercer Probe</p>
	<p>T1P10R2 TORS Cement 200 Ø10 Piercer Probe</p>		<p>T1S6R2 TORS Cement 200 Ø6 Scraper Probe</p>
	<p>T1S8R2 TORS Cement 200 Ø8 Scraper Probe</p>		<p>T1S10R2 TORS Cement 200 Ø10 Scraper Probe</p>
	<p>T1T1ES TORS Probe Extension Bar straight 90mm</p>		<p>T1T1EC TORS Probe Extension Bar curved</p>
	<p>T1ESR2 TORS Probe Extension Bar straight 132mm</p>		<p>T1T1CC TORS Cement Cable</p>
	<p>T1T1TT TORS Soft Tissue Transducer</p>		<p>T1T1FT TORS Soft Tissue Footswitch</p>

Hip-replacement arthroplasty



Revision **instruments**

for the removal of hip implants of all manufacturers


Precise. Efficient. Reliable.



endoCupcut - Acetabular cup cutter

Universal instrument for the removal of cementless acetabular cups

Gentle with the bones.
Time saving.
Indispensable.



The modular system includes all cutter sizes for a convenient cup removal. The quick and safe extraction reduces the operation time. The spherical cutter permits a precise and gentle bone incision along the acetabular rim to the bottom of the cup. The minor bone damage permits a fast convalescence.

- Blades inserts wear-resistant and reusable
- 15 different blades for a cup diameter of 44 up to 72 mm
- 15 short blades as pre-cutting blades
- Various ball heads diameter guarantees for perfect centering of the instrument in the cup inlay



Advantages

- Sophisticated precision technology for profitable applications
- **Short convalescence time** for the patient and shorter operation cycles
- **Reduced investment costs** due to a single modular system
- **Manufacturer independent** acetabular cup instrument

endoCupcut for a bone gentle treatment by the acetabular cup removal.

Optional kit ball-shaped heads

- Accessories for the revision of surface replacement prostheses, Duo Mobility cups and for use with damaged / removed inlays.
- Precision-fit ball heads in sizes 38 to 60mm

endoCupcut small tray



endoCupcut Professional



endoCupcut: modules, parts and spare parts

Options and spare parts



780992

endoCupcut Professional set

Main tool endoCupcut; 3 ball heads 28, 32 and 36 mm; 15 short blades and 15 long blades size 44 up to 72 mm; Set ball-heads for surface replacement with 12 heads 38 up to 60 mm; Spread over 2 trays, both with sieve insert and basket.



780990 or to loan: R_780990

endoCupcut Medium set

Main tool endoCupcut; 3 ball heads 28, 32 and 36 mm; 15 short blades and 15 long blades size 44 up to 72 mm; Spread over 2 trays, both with sieve insert and basket.



780994 or to loan: R_780994

endoCupcut Small set

Main tool endoCupcut; 3 ball heads 28, 32 and 36 mm; 7 short blades and 7 long blades size 48 up to 60 mm; Tray with sieve insert and basket.

endoCupcut loan system



R_780883

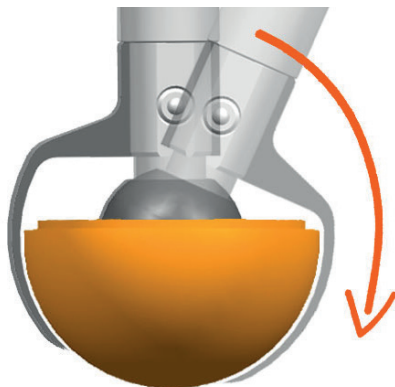
Loan system set of ball heads for surface replacement.

12 pieces, sizes 38-60 mm



Resharpener service!

We offer you the possibility to have your set inspected by us. We take care of all its parts and bring the blades back into form with sharpening! Ask us!



That's why the endoCupcut system is the right choice:

The blades of the endoCupcut are designed to allow a precise cut along the profile of the cup. The double curvature of the blade (longitudinal and transversal) guarantees a close-fitting cut with minimal bone loss.

Experienced surgeons report cup revisions in which **the same cup size has been used again.**

The endoCupcut is described by experienced users as "the Ferrari" among the cup cutting systems.



endoCupex - Acetabular cup extractor

Universal instrument for the removal of threaded cups, cemented and cementless acetabular cups

Quick to learn.
Easy handling.
Flexible.

The all-rounder for multiple applications by stepless spreading and solid wedging in the acetabular cup.
Suitable for all cup sizes.

Universally applicable for the removal of:

- Threaded cups / threaded rings
- Press-Fit cups
- Cemented PE cups
- PE inlays

Advantages

- **Accelerates the revision-operation and increases the efficiency** of the operation cycle
- **All sizes of implants** can be covered reliably with only one instrument
- **Costs-profitable solution** for a wide range of applications
- **Manufacturer independent** acetabular cup replacement instrument

Technical specifications of the span


- Minimal inside diameter 24.4 mm
- Maximum inside diameter 72 mm

endoCupex eases and accelerates the removal of the cup.



endoCupex - modules, parts and spare parts

Options, spare parts and loan



780900 or to loan: R_780913
endoCupex Professional set
Main instrument with T-handle, handle, cone and slot hammer, system tray (sieve insert and basket)



780913
endoCupex main instrument
endoCupex with T-handle, handle, cone and slot hammer without system tray

EndoDriver - Hip stem extractor

Universal extraction tool for the safe removal of cement-free and cemented hip stems

The EndoDriver is a proven surgical instrument for total hip replacement femoral components that should be available in every revision surgery.

Advantages

- Only a few steps necessary for safe fixation of the instrument to the neck of the prosthesis
- Axial force transfer and stable clamping force by patented system
- Transfer of clamping force along a curved tool head to the prosthesis cone
- Minimized size of the instrument head, designed for limited space conditions
- Efficient, rational and cost-saving surgical operations
- Since 1993 successful in clinical use
- Complete decomposability of the instrument without additional tools
- Easy and validated instrument reprocessing

Technical specifications

- Cone size from 8 mm to 16 mm possible with clamps
- Slide hammer weight: 1.2 kg or 1.7 kg
- Total weight: 2.2 kg (standard)
- Total length: 550 mm STANDARD
635 mm LONG
- Driving distance: 205 mm STANDARD
275 mm LONG



EndoDriver - the state of the art instrument for hip stem removal



Simple handling.
Safe.
Ergonomic.

EndoDriver: Modules, parts and spare parts

Options and spare parts

	<p>780500 or to loan: R_780700 EndoDriver STANDARD Professional set Main instrument with system tray (sieve insert and basket)</p>		<p>780600 STANDARD Instrument Main instrument 550 mm</p>
	<p>780520 EndoDriver LONG Professional set Main instrument with system tray (sieve insert and basket)</p>		<p>780600 LONG Instrument Main instrument 635 mm</p>
	<p>780612 Slide hammer 1.2 kg 780604 Slide hammer 1.7 kg</p>		



Other instruments

Stem prosthesis revisions



RevisioLine

Universal chisel system for the arthroplasty

Precise. Reliable. Reusable.



RevisioLine - Blade system for the arthroplasty

The blades set has been specially developed for the revision of cementless and cemented stem prostheses.

The set consists of 10 straight, flexible, ground faced blades. The different sizes offer the greatest flexibility in stem revision.

The hardened-stainless-steel-handle with quick coupling function enables the chisel blades to be changed fast and easily without additional tools.



Article	Reference
RL0990 Handle	RevisioLine handle for chisel blades
RL0990-SP Strike plate	Strike plate for RevisioLine handle
RL0981 Chisel straight	RevisioLine flexible chisel blade 60/6 mm Case of use: proximal area Size: L = 60 mm, W = 6 mm
RL0991 Chisel straight	RevisioLine flexible chisel blade 60/8 mm Case of use: proximal area Size: L = 60 mm, W = 8 mm
RL0992 Chisel straight	RevisioLine flexible chisel blade 60/10 mm Case of use: proximal area Size: L = 60 mm, W = 10 mm
RL0993 Chisel straight	RevisioLine flexible chisel blade 60/12 mm Case of use: proximal area Size: L = 60 mm, W = 12 mm
RL0984 Chisel straight	RevisioLine flexible chisel blade 60/25 mm Case of use: proximal area Size: L = 60 mm, W = 25 mm
RL0982 Chisel straight	RevisioLine flexible chisel blade 125/6 mm Case of use: distal area Size: L = 125 mm, W = 6 mm
RL0994 Chisel straight	RevisioLine flexible chisel blade 125/8 mm Case of use: distal area Size: L = 125 mm, W = 8 mm
RL0995 Chisel straight	RevisioLine flexible chisel blade 125/10 mm Case of use: distal area Size: L = 125 mm, W = 10 mm
RL0996 Chisel straight	RevisioLine flexible chisel blade 125/12 mm Case of use: distal area Size: L = 125 mm, W = 12 mm
RL0985 Chisel straight	RevisioLine flexible chisel blade 125/25 mm Case of use: distal area Size: L = 125 mm, W = 25 mm
RL0983 Chisel straight	RevisioLine flexible chisel blade 190/6 mm Case of use: distal area Size: L = 190 mm, W = 6 mm
RL0997 Chisel straight	RevisioLine flexible chisel blade 190/8 mm Case of use: distal area Size: L = 190 mm, W = 8 mm

Options and spare parts	
RL0999 Blades set and handle complete without RL0984 and RL0985	R_RL0999 Blades set and handle complete to loan



Cup revision



Osteotoms *mod. Smith-Petersen for cup revision*

Osteotomes with curved blades for manual removal of acetabular cups. There are four different sizes S, M, L and XL to choose from. The robust osteotomes have a continuous metallic core and are very handy with a silicone handle.

Article	Reference
0020070 Osteotomes Set	Osteotome modified Smith-Petersen set 4 Osteotome - sizes S to XL
00200730 Size S	Osteotome for cup revision with silicone handle - S Total length: 310mm; Blade: 18mm x 20mm. Handle length: 136 mm
00200731 Size M	Osteotome for cup revision with silicone handle - M Total length: 330mm; Blade: 18mm x 32mm. Handle length: 136 mm
00200732 Size L	Osteotome for cup revision with silicone handle - L Total length: 345mm; Blade: 18mm x 48mm. Handle length: 136 mm
00200733 Size XL	Osteotome for cup revision with silicone handle - XL Total length: 360mm; Blade: 18mm x 64mm. Handle length: 136 mm
R_0020070 Loan	Loan of osteotome modified Smith-Petersen set 4 Osteotome - sizes S to XL with tray sieve





Hollow cutters - set for revisions



Article	Reference
200089 Hollow cutter Ø12 mm	Bore depth 200mm; ext. diameter 15mm; int. diameter 12mm, Jacobs drill chuck.
200090 Hollow cutter Ø13 mm	Bore depth 200mm; ext. diameter 16mm; int. diameter 13mm, Jacobs drill chuck.
200091 Hollow cutter Ø14 mm	Bore depth 200mm; ext. diameter 17mm; int. diameter 14mm, Jacobs drill chuck.
200092 Hollow cutter Ø15 mm	Bore depth 200mm; ext. diameter 18mm; int. diameter 15mm, Jacobs drill chuck.
200093 Hollow cutter Ø16 mm	Bore depth 200mm; ext. diameter 19mm; int. diameter 16mm, Jacobs drill chuck.
200094 Hollow cutter Ø17 mm	Bore depth 200mm; ext. diameter 20mm; int. diameter 17mm, Jacobs drill chuck.
200095 Hollow cutter Ø18 mm	Bore depth 200mm; ext. diameter 21mm; int. diameter 18mm, Jacobs drill chuck.
200099 Complete set	Hollow cutter set for revision Ø12-18 mm
R_200099 Loan	Loan of Hollow cutter set for revision Ø12-18 mm



Intramedullary Nail extraction

Universal tool for the removal of intramedullary nails with internal threads.

The instrument consists of an impact tube with a sliding hammer and a push rod, which is guided through a fine thread in the impact tube. The conical tip of the push rod is used to spread a tip which is selected according to the diameter of the nail receiver in the manner of a plug.

The tension of the push rod is thus held in the rear part by a spring assembly. Due to the clamping range of the tips, 3 sizes are sufficient to cover all internal threads. It should be noted that the sizes of the tips are selected so that they fit into the borehole of the nail with the least possible clearance. This achieves the maximum stable combination of extractor and nail.


Provided with the instruments are a straight and a canan handle for a set of long hex bits from 2.5 to 5.5 mm ascending in steps of 0.5 mm. The bits are suitable to remove screws with corresponding hex sockets. At the tip the surfaces of the bits are slightly converging, so that they can be secured onto the bit by a slight knocking of the bit into the hex socket of the plug and can thus be easily removed.

Fast.
Unproblematic.
Safe.

Advantages

- Fast and safe extraction of intramedullary nails with internal thread
- Easy assembly and tensioning
- Fast and safe, significant reduction in OP time
- Includes various handles, allen wrench, universal joint and hammer
- Clean, organised storage

Intramedullary Nail extraction
indispensable in each operating room



Nail-Extractor

Options and spare parts



54-09-55-0000
Complete set
intramedullary nail extractor



R_760120
Complete set
intramedullary nail extractor to loan

SOS-Set

Universal OP-removal-tool for damaged and broken bone screws.

SOS set complete consisting of:


- 1 x Conical extraction screw 1.5/2.0 mm diam.
- 1 x Conical extraction screw 2.7/3.5/4.0 mm diam.
- 1 x Conical extraction screw 4.5/6.5/7.0 mm diam.
- 6 x Extraction bolt
- 6 x Hollow reamer
- 6 x Central bolt for hollow reamer
- 6 x Tube for hollow reamer
- 1 x Hook sharp. length 155 mm
- 1 x Screw holding forceps 20.5 cm / 8"
- 1 x Mini-lexer osteotome 4 mm
- 1 x Mini-lexer osteotome 6 mm
- 1 x Mini-lexer osteotome 10 mm
- 1 x T-handle cannulated for AO-stem 160 mm
- 1 x Aluminium tray for SOS set

All tools available for screw size:

1.5/2.0/2.7/3.5-4.0/4.5/5.0-6.5-7.0 mm

SOS-Set - for a smooth operation

Compact.
Universal.
Essential.



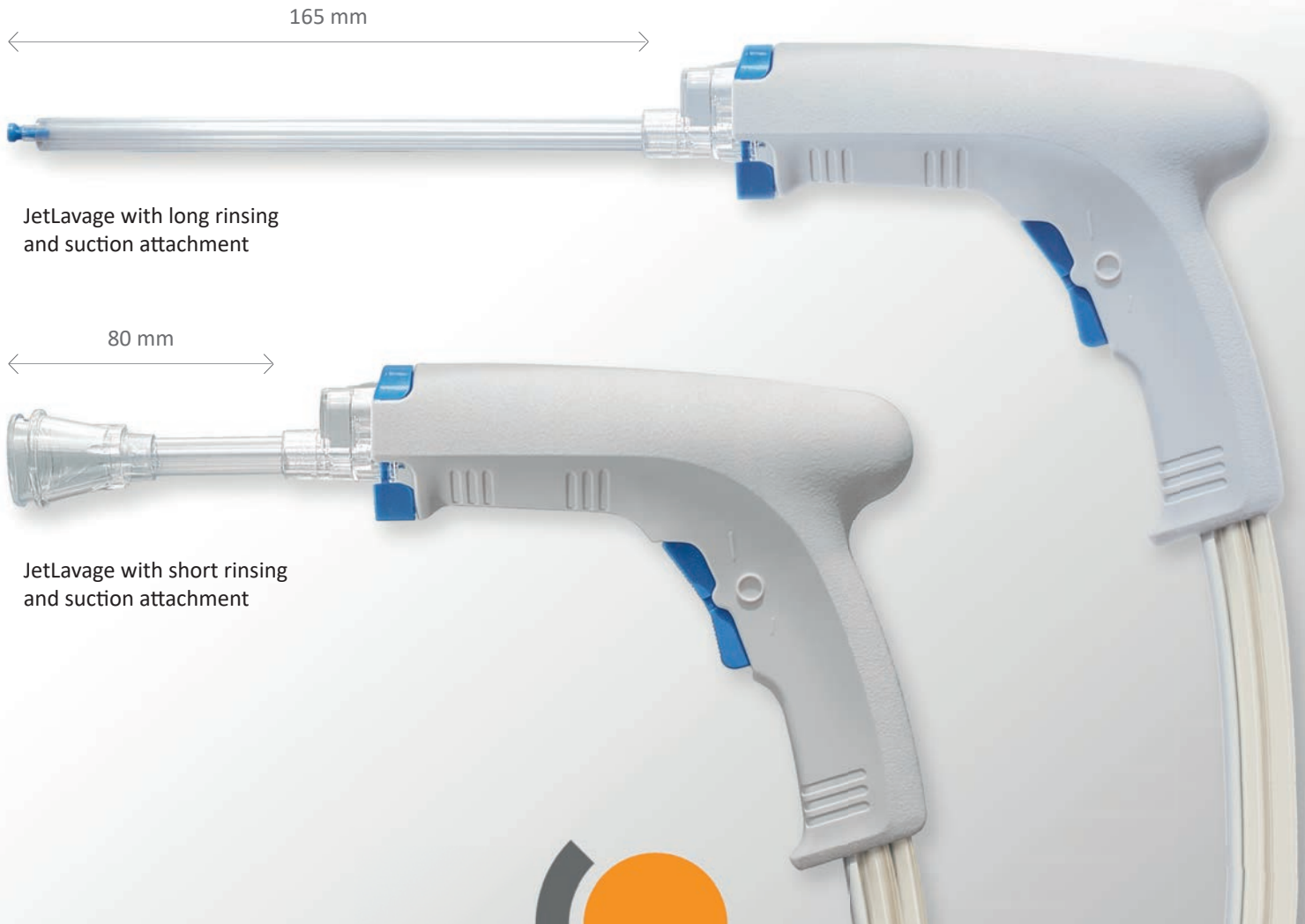
SOS-Set

Options and spare parts



54-09-25-0000
SOS-Set with box

High pressure irrigation system



JetLavage

Cost-effective universal solution

Simple. Safe. Cost-effective.



JetLavage

The cost-effective high-pressure irrigation system

To prepare the implant side for joint replacement operations. But also suitable for other applications such as effective and gentle tissue rinsing of unclean or contaminated wounds, irrigation of infected wound areas or cooling in the operating area during instrumental treatment of bones.

The endocon JetLavage offers you everything you need from a modern irrigation system.

Advantages

- Cost reduction due to low-priced complete system, including short and long rinsing and suction attachment
- Easy and fast handling
- Powerful but adjustable irrigation performance via handle
- Short and long rinsing and suction attachment included

Specifications

- High speed flow rate over 1200 ml/min
- Low speed flow rate 500 ml/min
- Rinsing pressure 1 bar
- Hose length for irrigation inlet and drain 3 m
- Can be used in battery mode as well as with power adapter
- On request with blister packaging

JetLavage - The cost-effective high pressure flushing system



Art. 802104 L 280 mm, L brush 110 mm, Ø brush 20 mm, connection 6,5 mm



Art. 802105




Art. 802106 Hip revision tip for Jetlavage L 230 mm, Ø12 mm

Manufacturer:

Dongguan Kaiser Technology Co., Ltd.
No. 81 Sanjiang Industrial District
Hengli Town, Dongguan, China

Simple.
Safe.
Cost-effective.



Equipment and accessories

Article	Reference
802100	JetLavage-Battery operation blister packaging
802101	JetLavage-Set Power supply operated
802102	JetLavage-Set Power supply operated blister packaging
802103	Power adapter only
802104	Femoral brush for drill chuck attachment
802105	Femur canalbrush for JetLavage
802106	Hip revision tip JetLavage

Simplify Mobility



Suction **plate**

Competitive universal solution

Reusable. Powerful. Clean.



Suction plate

Accessories for universal surgical suction device in the operating room.
Quick removal of surgical fluids and blood.

Ensure safe and efficient suction of fluids and blood from the ground during a surgery.

Advantages at a glance:

- Significant cost reduction against disposable products
- Reusable suction plate, made of hardened aluminum
- Optimized suction power
- Tested long term working product
- Simple cleaning / preparation of the suction plate
- Universal connection to all suction systems

Specifications:

- Orthopedic Surgery
- Gynecology
- Urology
- Neurosurgery
- Trauma and reconstructive surgery
- Ambulance
- Laboratory

Suction plate - the efficient and economic solution for the operating room

Reusable.
Powerful.
Clean.



Equipment and accessories

Article	Reference
780817	Suction plate
780818	Connection hose

Simplify Mobility

endocon[©]



Simplify Mobility

endocon GmbH

In der Au 5

69257 Wiesenbach | Germany

T +49 6223 7390 10

F +49 6223 7390 199

E info@endocon.de

I www.endocon.eu